

**International e-Journal For Technology And Research-2017**

# ***Effect Of Wire Edm Process Parameters On Surface Roughness Of Aisi-4140 (Carbon Steel) Using Taguchi Method***

Dr.T. Vijaya Babu<sup>1</sup>, S.Ajaya Kumar<sup>2</sup>

<sup>1</sup> Professor ,Department of Mechanical Engineering, Vardhaman College of Engineering , Shamshabad , Hyderabad

<sup>2</sup> Assistant Professor AVN Institute of Engineering and Technology , Ibrahimpatnam , Hyderabad

**Abstract:** WEDM is used for cutting intricate or complicated shapes which are not possible with conventional machining methods. Wire cut EDM is a cutting process used widely where conventional machining processes are not useful. A metal wire with a Dielectric medium travels through a path and perform machining procedure .The main objective of the present work is to investigate the effects of various WEDM process parameters on the machining quality and to obtain the optimal sets of process parameters like Pulse-ON time, Pulse-OFF time, current, wire feed are studied by conducting an experiment. Taguchi Method is to design the experiment. L16 orthogonal array is used to conduct the experiment. An AISI-4140 (carbon steel) is used as a work piece material in the form of square bar. The surface roughness (SR) is selected as response variable.

**Keywords:** Wire EDM, Surface Roughness, Taguchi method, Orthogonal Array.

## **1. INTRODUCTION**

WEDM is generally useful for making complicated jobs of desired shapes. The work piece is hold by minimum clamping pressure. In this process the material is eroded by a series of discrete electrical discharges between the work piece and the tool. WEDM is one of the most extensively used nonconventional, thermo electric metal removal process. The work piece is submerged in the tank of dielectric fluid usually water. It uses a wire electrode

to initialize sparking precise, corrosion and wire resistant surface. There is no direct contact between the work piece material and the wire eliminating the mechanical stresses during machining. These discharges causes sparks and result in very high temperatures. These temperatures are high enough to melt and vaporize the work piece metal and the eroded debris cools down swiftly in working liquid and flushed away. In WEDM operations, material removal rate determine the economics of machining and rate of production, surface roughness is the measure of quality. Proper selection of process parameters is essential to obtain good surface finish and higher MRR. In setting the machining parameters , particularly in rough cutting operation, the goal is the maximization of MRR, minimization of SF. The machine tool builder provides machining parameter table to be used for setting optimal machining parameters, but in practice, it is very difficult to utilize the optimal functions of a machine owing to there being too many adjustable machining parameters.

## **WORKING PRINCIPLE**

The WEDM machine tool comprises of a main table (X-Y) on which the workpiece is clamped; an auxiliary table (UV) and wire drive mechanism. The main table moves along X and Y axis and it is driven by the D.C. servo motors. The travelling wire is continuously fed from wire feed spool and collected



## International e-Journal For Technology And Research-2017

on take up spool which moves through the workpiece and is supported under tension between a pair of wire guides located at the opposite sides of the workpiece. The lower wire guide is stationary where as the upper wire guide, supported by the U-V table, can be displaced transversely along U and V-axis with respect to lower wire guide. The upper wire guide can also be positioned vertically along Z-axis by moving the quill. The wire is connected to the negative charge and the workpiece is connected to the positive charge. Now series of electrical pulses generated by the pulse generator unit is applied between the workpiece and the wire electrode so the spark occurs. This material is removed from workpiece by electro-erosion.

## 2. LITERATURE REVIEW

S.B.Prajapati et al. had experimented to study the effect of process parameters such as Pulse-ON time, Pulse-OFF time, voltage, wire feed and wire tension on performance measures of wire EDM such as MRR, S.R, Kerf for AISI A2 tool steel. From this experimentation it is clear that for cutting rate and surface roughness, Pulse-ON and PulseOFF time as most significant parameters. The spark gap set voltage is most important significant for Kerf.

R.Nagaraja had conducted an experiment for optimization of process parameters for Al<sub>2</sub>O<sub>3</sub> metal matrix composite in Wire EDM. Pulse-ON, Pulse-OFF and wire feed are selected as input parameters. MRR and S.R. as response variables. Wire feed rate is the most significant machining parameter for surface roughness (SR) for machining of bronzealumina (Al<sub>2</sub>O<sub>3</sub>) MMC.

H.Singh et al. had experimented to study the effect of process parameters on material removal rate in WEDM with Pulse-ON time (Ton), Pulse-OFF time (Toff), gap voltage (SV), peak current (IP), wire feed rate (WF) and wire tension (WT) have been investigated to reveal their input on MRR of hot dies Steel(H-11) using one variable at a time approach and concluded that MRR increases with the increase in Pulse-ON time. MRR decreases with the increase in Pulse-OFF time and MRR remains nearly constant with variation in wire tension.

Pradeep Singh et al. conducted an experimental

investigation of WEDM to optimize dimensional deviation of EN8 Steel through Taguchi's technique. Wire feed, Pulse-OFF time and servo voltage were used as input parameters and dimensional deviation was selected as response variable. From this experimentation it is clear that among the three parameters, Servo voltage has greatest effect on dimensional deviation and is followed by Pulse-OFF time and Wire feed in that order.

## 3. DESIGN OF EXPERIMENT


Dr.Genichi Taguchi, an international consultant in the field of total quality control and assurance formulated both a philosophy and a methodology for the process of quality improvement that depends on statistical concepts especially statistically designed experiments. Taguchi defined quality as the loss imparted to the society from the time a product is shipped to the market.

Dr. Genichi Taguchi has developed a method based on orthogonal array experiments which gives much reduced variance for the experiment with optimum settings of control parameters. Thus the marriage of Design of Experiments with optimization of control parameters to obtain best results is achieved in the Taguchi Method. "Orthogonal Arrays" (OA) provide a set of well balanced (minimum) objective functions for optimization; it helps in data analysis and prediction of optimum results. The primary goals of the Taguchi methodology can be described as:

1. A reduction in the variation of a product design to improve quality and lower the loss imparted to society.
2. A proper product or process implementation strategy which can further reduce the level of variation.

### 3.1 SELECTION OF ORTHOGONAL ARRAY

Taguchi method is used to design the experiments. This technique has been widely used in different fields of engineering experimental works. The control factors considered for the study are Pulse-ON, Pulse-OFF, Wire feed and current. Four levels for each control factor were selected. Based on number of control factors and their levels, L16 orthogonal array (OA) was selected to design the experiments.



## International e-Journal For Technology And Research-2017

Table 1: Levels of various process parameters

Processes parameters	Level 1	Level2	Level3	Level4
Pulse-ON	28	32	36	40
Pulse-OFF	5	6	7	8
Current	2	3	4	5
Wire feed	96	97	98	99

Table 2: Experimental plan with assigned values

S.NO	Pulse-ON	Pulse-OFF	Current	Wire feed
1	28	5	2	96
2	28	6	3	97
3	28	7	4	98
4	28	8	5	99
5	32	5	3	98
6	32	6	2	99


7	32	7	5	96
8	32	8	4	97
9	36	5	4	99
10	36	6	5	98
11	36	7	2	97
12	36	8	3	96
13	40	5	5	97
14	40	6	4	96
15	40	7	3	99
16	40	8	2	98

### 3.2 SELECTION OF MATERIAL

The work piece material used in this study was AISI-4041 medium carbon steel and chemical composition is given below in table-3.

Table 3 : Chemical composition of AISI -4041 Steel

S.NO	Element	% of Composition
------	---------	------------------



## International e-Journal For Technology And Research-2017

1	<b>Carbon</b>	<b>0.430-0.52%</b>
2	<b>Iron</b>	<b>98.52-98.98%</b>
3	<b>Manganese</b>	<b>0.65-0.95%</b>
4	<b>Phosphorous</b>	<b>≤0.045%</b>
5	<b>Sulphur</b>	<b>≤0.055%</b>

As shown in fig Main Effects Plot for SR , Ton vs SR , as the Ton increases S.R value also increases. The Main Effect Plot for SR, Toff vs SR, as Toff changes from value 5 to 7, the SR value is decreases. Further when Toff is increasing from 7 to 8, we are getting the SR value is increasing in small manner. The Main Effect Plot for SR, IP vs SR. as the S.R value is increases with increase in I.P . The Main Effect Plot for SR, WF vs SR. as the WF value ranges between 96 to 97 we are getting result in increasing of SR, further when WF value increases to 97 to 98, it results in decreasing of SR value. And further when the value of WF is increases from 98 to 99 again we are getting result of increasing value of SR. Hence, we can conclude here that every input parameters can affect on the SR value.

### 4 . EXPERIMENTAL SETUP

The experiments were performed on ELECTRONICA –ELEKTRA-ELPULS 40 A DLX Wire-cut electrical discharge machining (WEDM). The basic parts of the WEDM machine consists of a Electrode, a work table, and a servo control system, a power supply and dielectric supply system. Various components used in ELECTRONICA –ELEKTRA-ELPULS 40 A DLX wire cut EDM is shown in fig.1



Fig 1: Electronica –Elektra-Elpuls 40 a DLX wire EDM

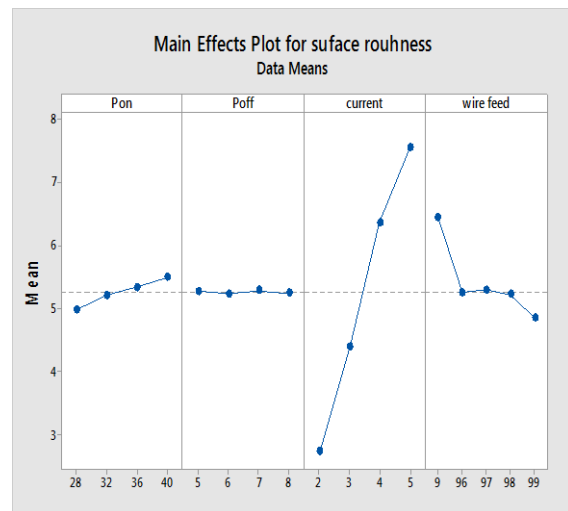



Fig 2: Response graph for Mean

### 5.RESULT AND DISCUSSION



## International e-Journal For Technology And Research-2017

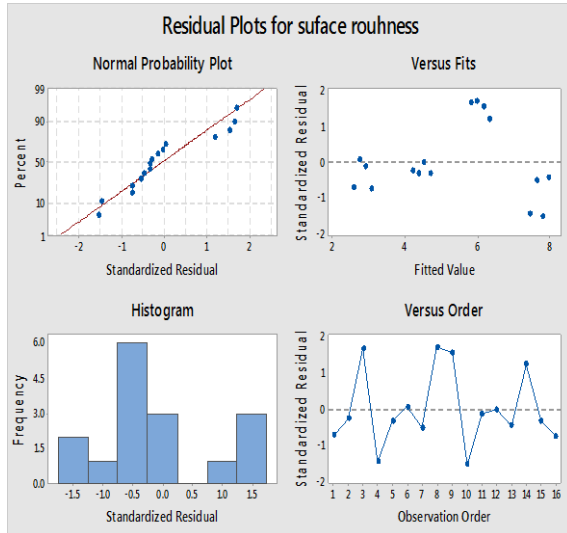


Fig 3: Residual plots for Surface roughness

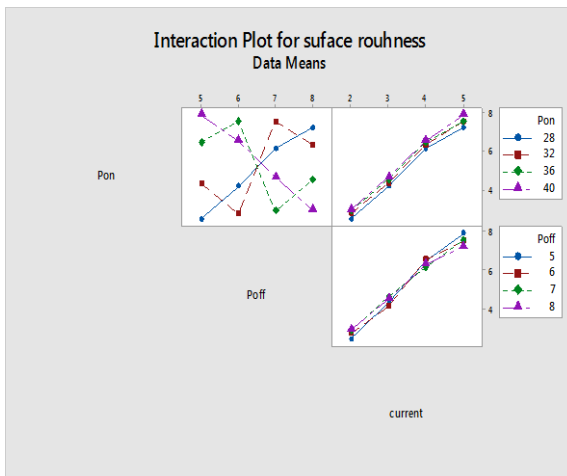



Fig 4 : Interaction plots for Surface Roughness

## 6. CONCLUSIONS

In this work, an attempt was made to determine the important machining parameters for performance measure like surface roughness of wire EDM process. From this experimental work it is concluded that the input process parameters like Pulse-ON time and current are the most influencing parameters on surface roughness of AISI4041 (carbon steel). From the graph it is also concluded that surface roughness increases with increase in Pulse ON time and current.

## REFERENCES

- [1] L.K Pan,,C.C.Wang,, S.L.Wei,. and H.F Sher ,Optimizing multiple quality characteristics [2] J Kopac, and P.Krajnik, ,Robust design of flank milling parameters based on grey-Taguchi method, J. Mater. Process. Technol., 191, 400–403, (2007)
- [3] A.NoorulHaq, , P.Marimuthu, and R.Jeyapaul , Multi response optimization of machining parameters of drilling Al/SiC metal matrix composite using grey relational analysis in the Taguchi method, Int. J. Adv. Manuf. Technol., 37, 250–255(2008).
- [4]. Ghoreishi, M. and Tabari, C. (2007). Investigation into the effect of voltage excitation of pre-ignition spark pulse on the Electro-Discharge Machining (EDM) process. Materials and Manufacturing Processes, 22(7):833–841.
- [5]. Kung, K. Y., Horng, J. T., and Chiang, K. T. (2009).Material removal rate and electrode wear ratio study on the powder mixed Electrical Discharge Machining’s of cobalt-bonded tungsten carbide. International Journal of Advanced Manufacturing Technology, 40(1-2):95-104.
- [6]. Saha, S. K. and Choudhury, S. K. (2009). Experimental investigation and empirical modeling of the dry Electric Discharge Machining process. International Journal of Machine Tools and Manufacture, 49(3-4):297–308.
- [7]. R.Snoeys, ,F. Staelens and W. Dekeyser, Current trends in nonconventional material removal processes. CIRP Annals – Manufacturing Technology, 35(2):467– 480 (1986). [2] D.Scott, , S. Boyna, and K.P. Rajurkar,. Analysis and optimization of parameter combinations in WEDM. Int. J. Prod. Res, 29,2189–2207 (1991).
- [8] Y.S.Tarng,,S.C.Ma and L.K.Chung , Determination of optimal cutting parameters in wire electrical discharge machining, Int. J. Machine Tools Manuf, 35, 1693–1701(1995).
- [9] Y.S.Liao, ,J.T.Huang, and H.C.Su , A study on the machining-parameters optimization of wire electrical discharge machining, J. Mater. Process.Technol, 71, 487–493(1997).
- [10] T.A. Spedding, and Z.O. Wang , Parametric optimization and surface characterization of wire electrical discharge machining process. Precision Eng, 20, 5–15 (1997).



### **International e-Journal For Technology And Research-2017**

[11] Pradeep Singh, Arun Kumar Chaudhary, Tirath Singh, Amit Kumar, "Experimental investigation of Wire EDM to optimize dimensional deviation of EN8 steel through taguchi's technique."International Research Journal of Engineering and Technology (IRJET), volume 02, 2015, pp. 1753-1757.

[12] S.B.Prajapati, N.S.Patel, "Effect of process parameters on performance measures of Wire EDM for AISI A2 tool steel."International Journal of Computational Engineering Research (IJCER), volume 03, 2013, pp. 274-278.

[13] R.Nagaraja, K.Chandrashekharan, S.Shenbhgaraj, "Optimization of parameters for metal matrix composite in Wire EDM."International Journal of Engineering Sciences and Research Technology (IJESRT), 2015, pp. 570-574. [14] H.Singh, R.Garg, "Effect of process parameters on material removal rate in Wire EDM."Journal of achievement in materials and manufacturing engineering (JAMME) volume32, 2009, pp. 70-74.

[15] S.V.Subrahmanyam, M.MM.Sarcar, "Evaluation of optimal parameters for machining with Wire EDM using grey taguchi method."International journal of scientific and research publication, volume 03, 2013, pp. 01-09 .